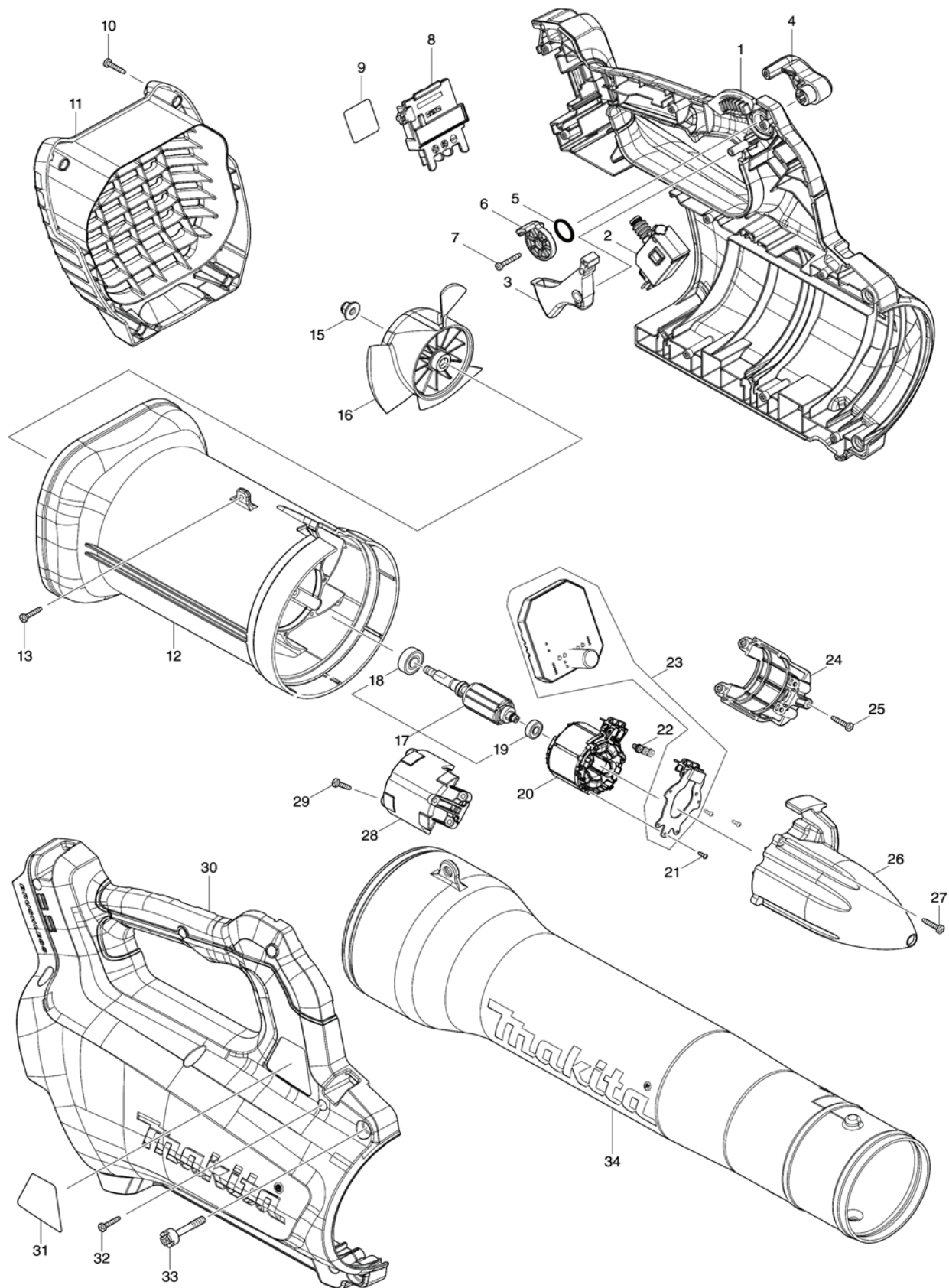


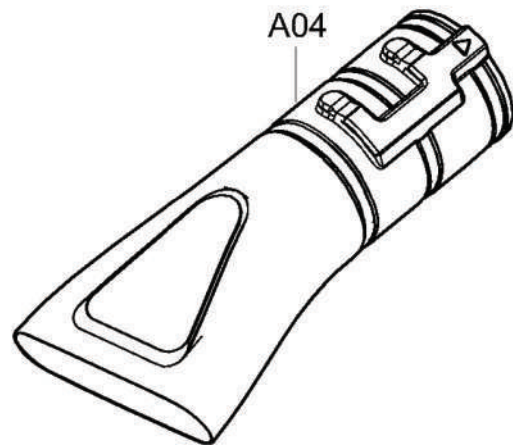
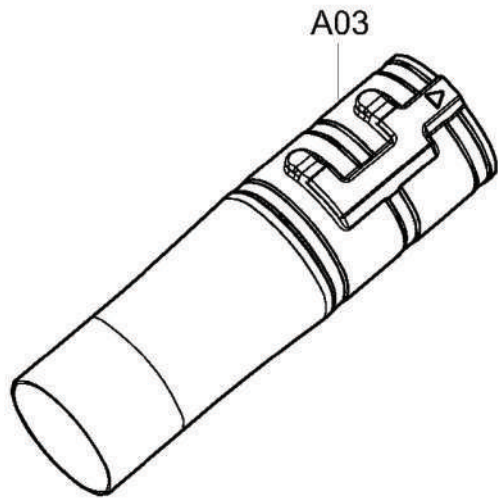
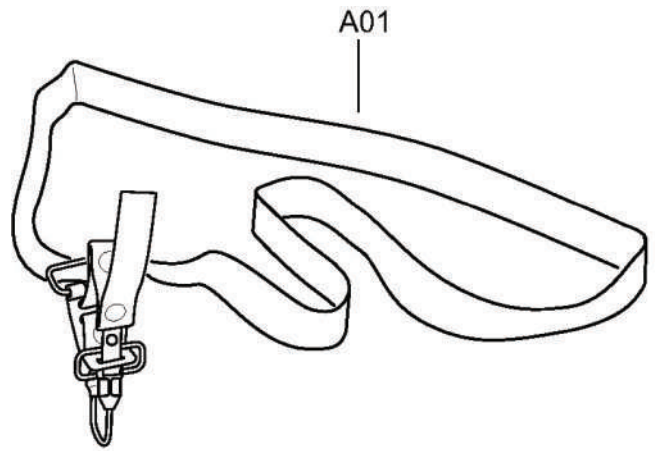


**XBU03**



Products with multiple versions are listed in subsiding order with the newest version on top not indented.

Section	Fig. No.	Part No.	Description	XBU03	Tech Bulletin	Notes
1	1	183N87-2	HOUSING SET	1		
1	1	183M73-7	HOUSING SET	1		
1	2	651395-0	SWITCH C3JW-6B-PA6N	1		
1	3	459696-8	SWITCH LEVER	1		
1	4	459697-6	CONTROL LEVER	1		
1	5	213154-6	O RING 14	1		
1	6	459698-4	LINK	1		
1	7	266127-8	+ TAPPING SCREW PT 3X20	1		
1	8	643874-2	TERMINAL	1		
1	10	266130-9	TAPPING SCREW BIND PT 3X16	4		
1	11	459699-2	REAR COVER	1		
1	12	459695-0	FAN HOUSING	1		
1	13	266130-9	TAPPING SCREW BIND PT	3		
1	15	252286-4	COLLARED HEX.LOCK NUT M5-8	1		
1	16	240177-1	FAN 110	1		
1	17	519580-0	ROTOR ASS'Y	1		INC. 18,19
1	18	210040-2	BALL BEARING 698LLU	1		
1	19	211157-4	BALL BEARING 695ZZ	1		
1	20	629292-8	STATOR	1		
1	21	266490-9	TAPPING SCREW PT 2X6	3		
1	22	652069-6	FLAT HEAD SCREW M3X6	3		
1	23	620B76-9	CONTROLLER	1		
1	24	183M64-8	MOTOR HOUSING SET	1		
1	25	266130-9	TAPPING SCREW BIND PT 3X16	2		
1	26	459700-3	CAP	1		
1	27	266130-9	TAPPING SCREW BIND PT 3X16	2		
1	28	183M64-8	MOTOR HOUSING SET	1		INC. 24
1	29	266130-9	TAPPING SCREW BIND PT 3X16	4		
1	30	183N87-2	HOUSING SET	1		
1	30	183M73-7	HOUSING SET	1		INC. 1
1	32	266130-9	TAPPING SCREW BIND PT 3X16	9		
1	33	251570-4	HEX.SOCKET HEAD BOLT M5X30	2		
1	34	183P96-3	FRONT NOZZLE	1		
1	34	459701-1	FRONT NOZZLE	1		



Products with multiple versions are listed in subsiding order with the newest version on top not indented.

Section	Fig. No.	Part No.	Description	XBU03	Tech Bulletin	Notes
2	A01	166094-6	SHOULDER STRAP	1		
2	A02	191L13-5	ADAPTOR NOZZLE	1		
2	A03	197888-8	EXTENSION NOZZLE	1		
2	A04	197889-6	FLAT NOZZLE	1		